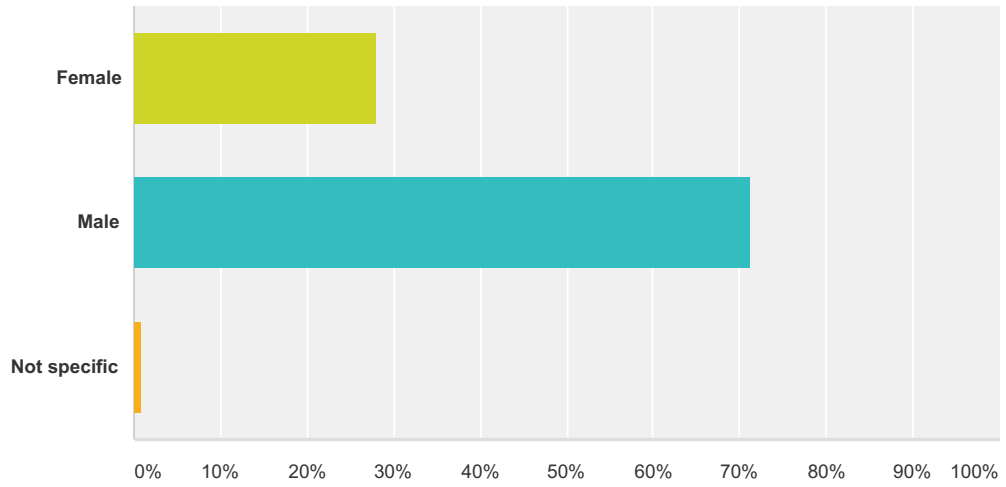


**Q1 Please tell us the first 3 or four letters of
your postcode - eg AL7 or WD25**

Answered: 251 Skipped: 3

Q2 What is your child/young person's gender?

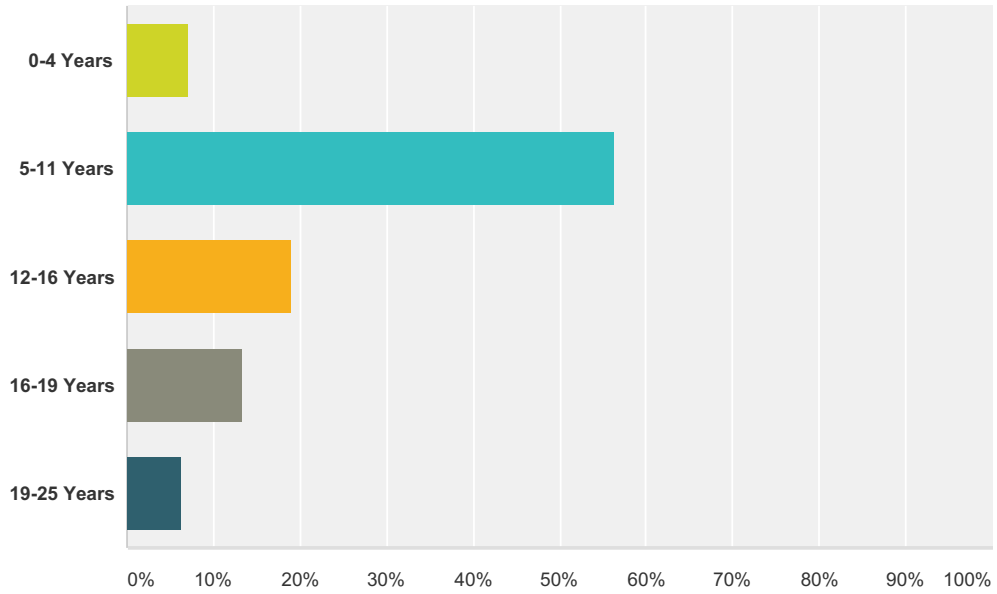
Answered: 254 Skipped: 0



Answer Choices	Responses	
Female	27.95%	71
Male	71.26%	181
Not specific	0.79%	2
Total		254

Q3 What age range is your child or young person?

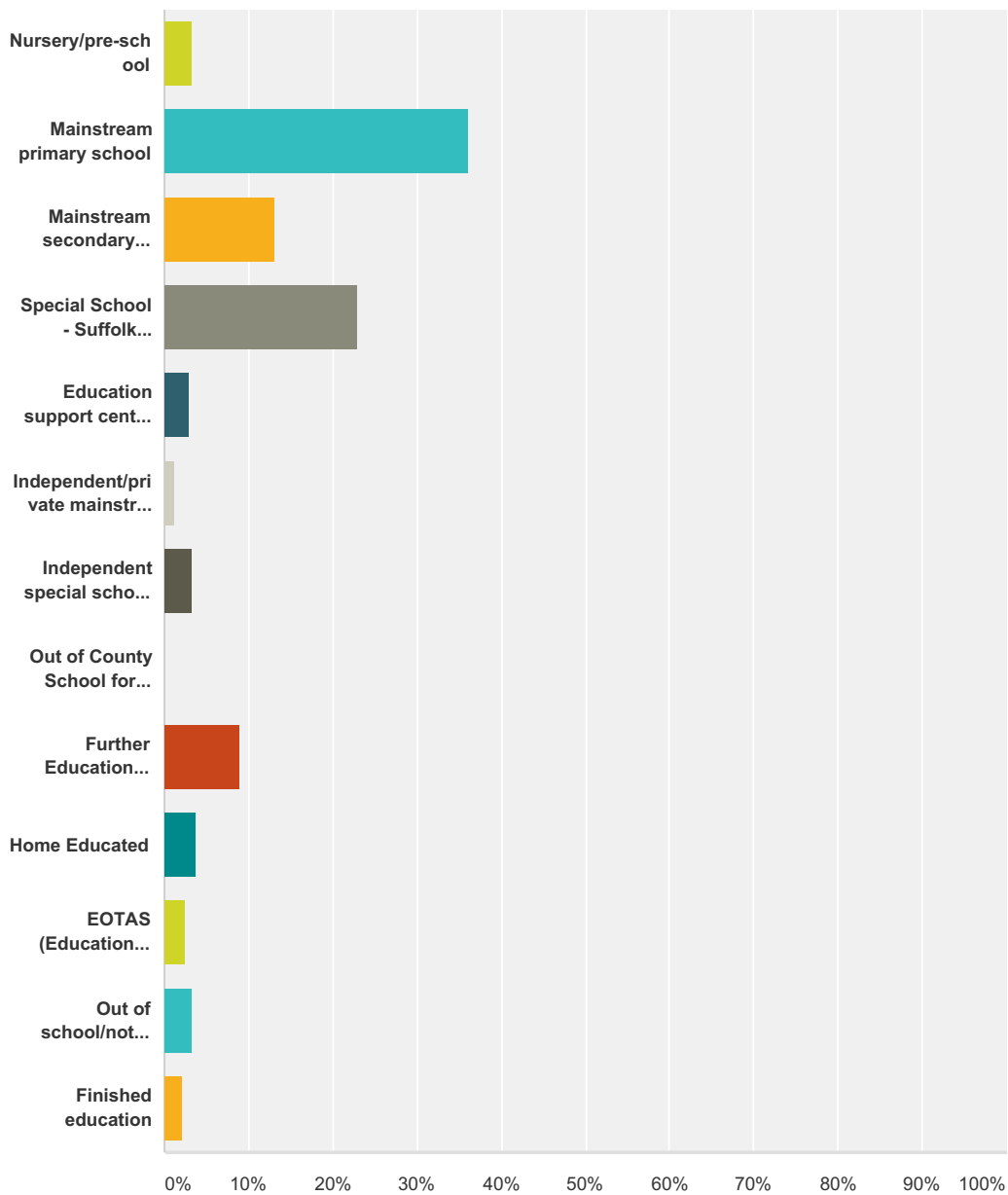
Answered: 254 Skipped: 0



Answer Choices	Responses
0-4 Years	7.09% 18
5-11 Years	56.30% 143
12-16 Years	18.90% 48
16-19 Years	13.39% 34
19-25 Years	6.30% 16
Total Respondents: 254	

Q4 What type of education setting does your child/young person go to?

Answered: 235 Skipped: 19



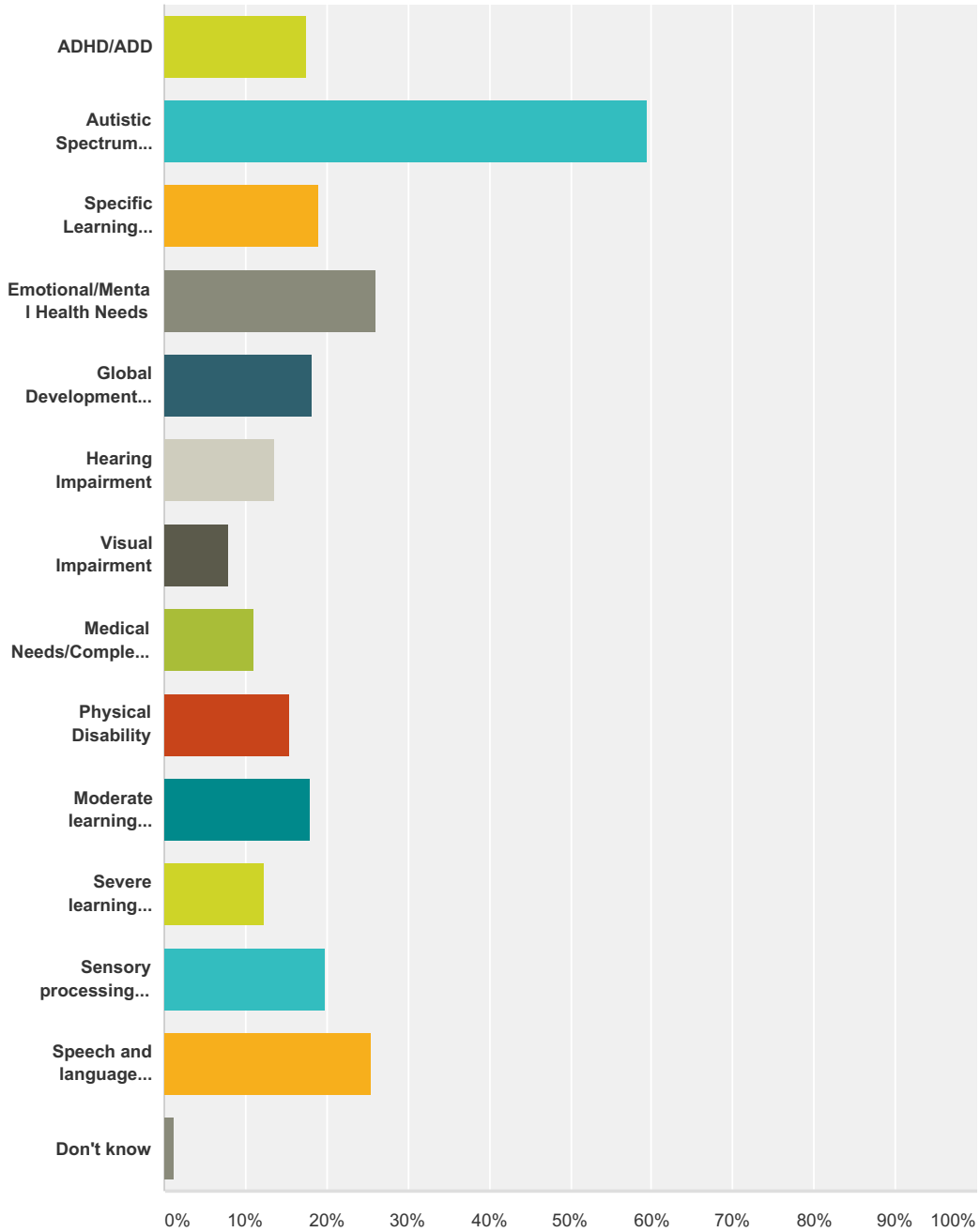
Answer Choices	Responses
Nursery/pre-school	3.40% 8
Mainstream primary school	36.17% 85
Mainstream secondary school	13.19% 31
Special School - Suffolk County Council	22.98% 54
Education support centre or pupil referral unit	2.98% 7
Independent/private mainstream school	1.28% 3
Independent special school (Out of County)	3.40% 8
Out of County School for special needs (Mainstream with specialist support)	0.00% 0

Suffolk Parent Carer Satisfaction Survey.

Further Education College/Post 16 Institution	8.94%	21
Home Educated	3.83%	9
EOTAS (Education other than at school)	2.55%	6
Out of school/not receiving an education	3.40%	8
Finished education	2.13%	5
Total Respondents: 235		

Q5 What type of needs has your child been assessed as having? Tick as many as apply.

Answered: 252 Skipped: 2



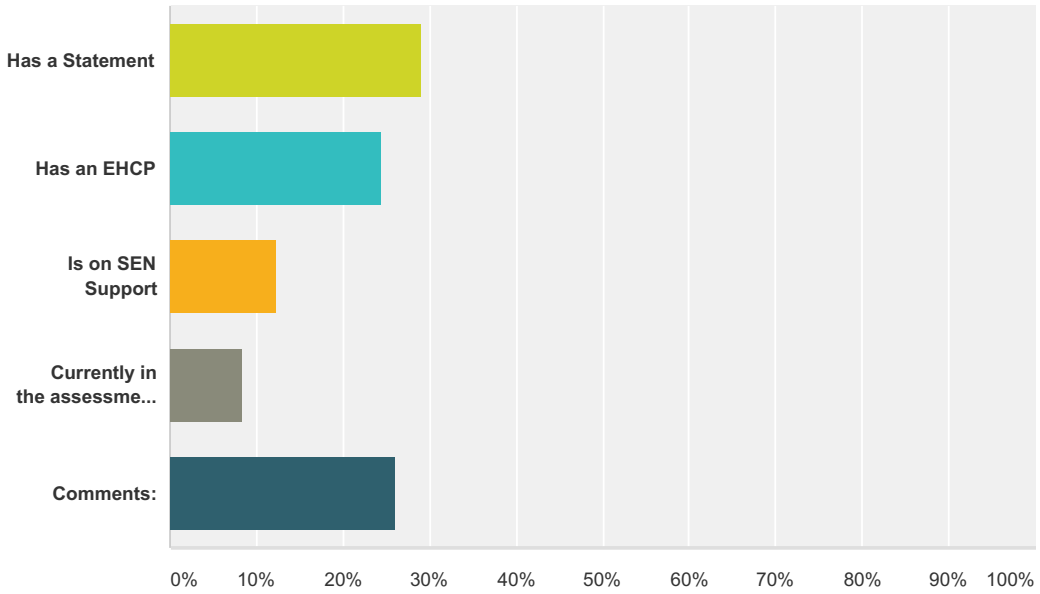
Answer Choices	Responses
ADHD/ADD	17.46% 44
Autistic Spectrum Disorder	59.52% 150
Specific Learning Difficulty ie Dyslexia, Dyspraxia, Discalculia,Dysgraphia	19.05% 48
Emotional/Mental Health Needs	26.19% 66
Global Development Delay	18.25% 46

Suffolk Parent Carer Satisfaction Survey.

Hearing Impairment	13.49%	34
Visual Impairment	7.94%	20
Medical Needs/Complex Health Needs	11.11%	28
Physical Disability	15.48%	39
Moderate learning difficulties	17.86%	45
Severe learning difficulties	12.30%	31
Sensory processing disorder	19.84%	50
Speech and language impairment	25.40%	64
Don't know	1.19%	3
Total Respondents: 252		

Q6 Which of the following apply to your child/young person:

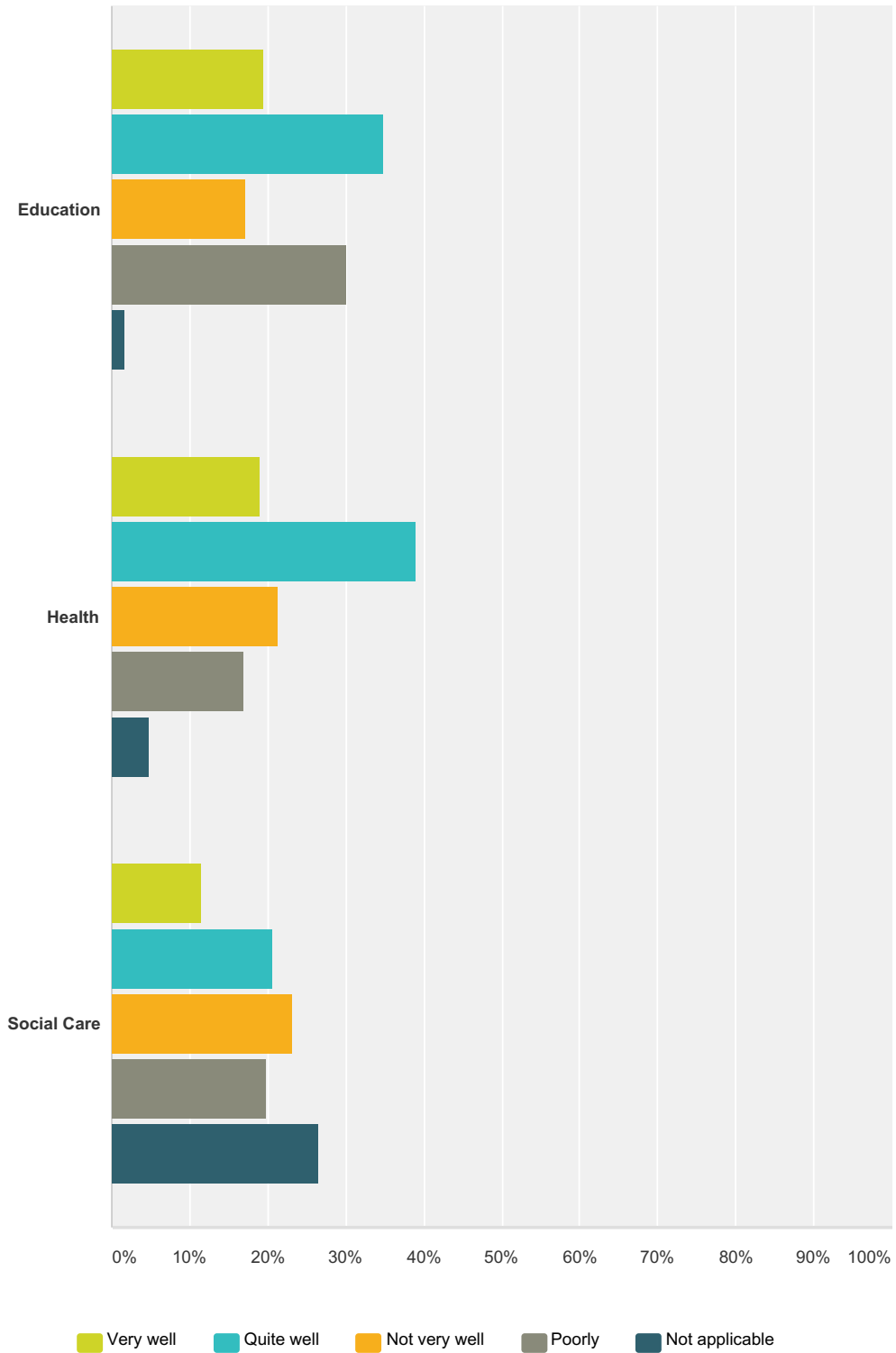
Answered: 242 Skipped: 12



Answer Choices	Responses
Has a Statement	28.93% 70
Has an EHCP	24.38% 59
Is on SEN Support	12.40% 30
Currently in the assessment process.	8.26% 20
Comments:	26.03% 63
Total	242

Q7 Please tell us how well you think your child/young person's needs have been identified by -

Answered: 253 Skipped: 1



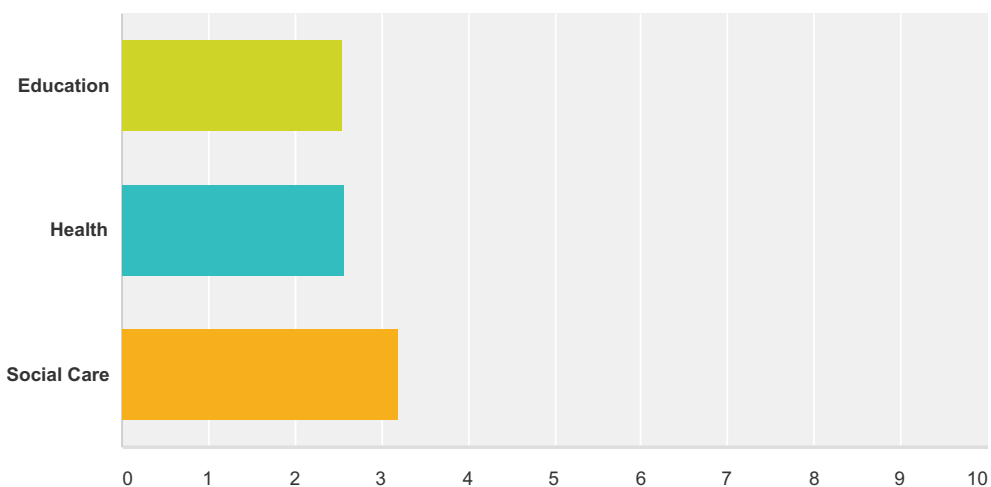
	Very well	Quite well	Not very well	Poorly	Not applicable	Total Respondents
Education	19.44% 49	34.92% 88	17.06% 43	30.16% 76	1.59% 4	252
Health	18.97% 48	39.13% 99	21.34% 54	17.00% 43	4.74% 12	253

Suffolk Parent Carer Satisfaction Survey.

Social Care	11.38% 28	20.73% 51	23.17% 57	19.92% 49	26.42% 65	246
-------------	---------------------	---------------------	---------------------	---------------------	---------------------	-----

Q8 Please tell us how well your views were taken into account when your child/young person's needs were identified by :-

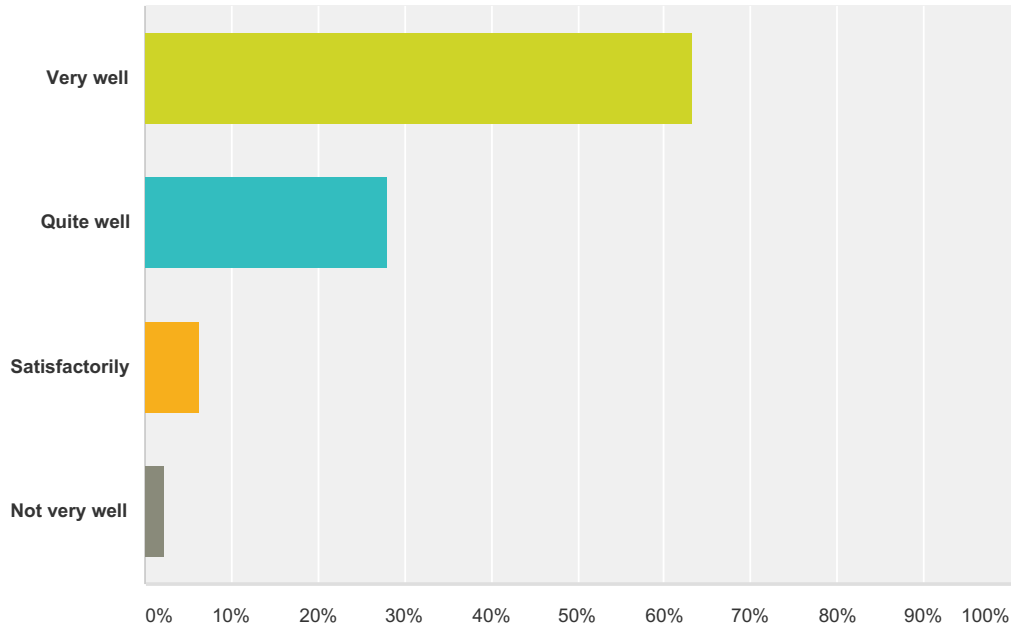
Answered: 251 Skipped: 3



	Very well	Quite well	Not very well	Poorly	Not applicable	Total	Weighted Average
Education	20.08% 50	30.12% 75	26.51% 66	21.69% 54	1.61% 4	249	2.55
Health	16.33% 40	39.18% 96	22.86% 56	14.69% 36	6.94% 17	245	2.57
Social Care	11.50% 26	22.57% 51	23.45% 53	19.47% 44	23.01% 52	226	3.20

Q9 How well do YOU understand your child/young person's needs?

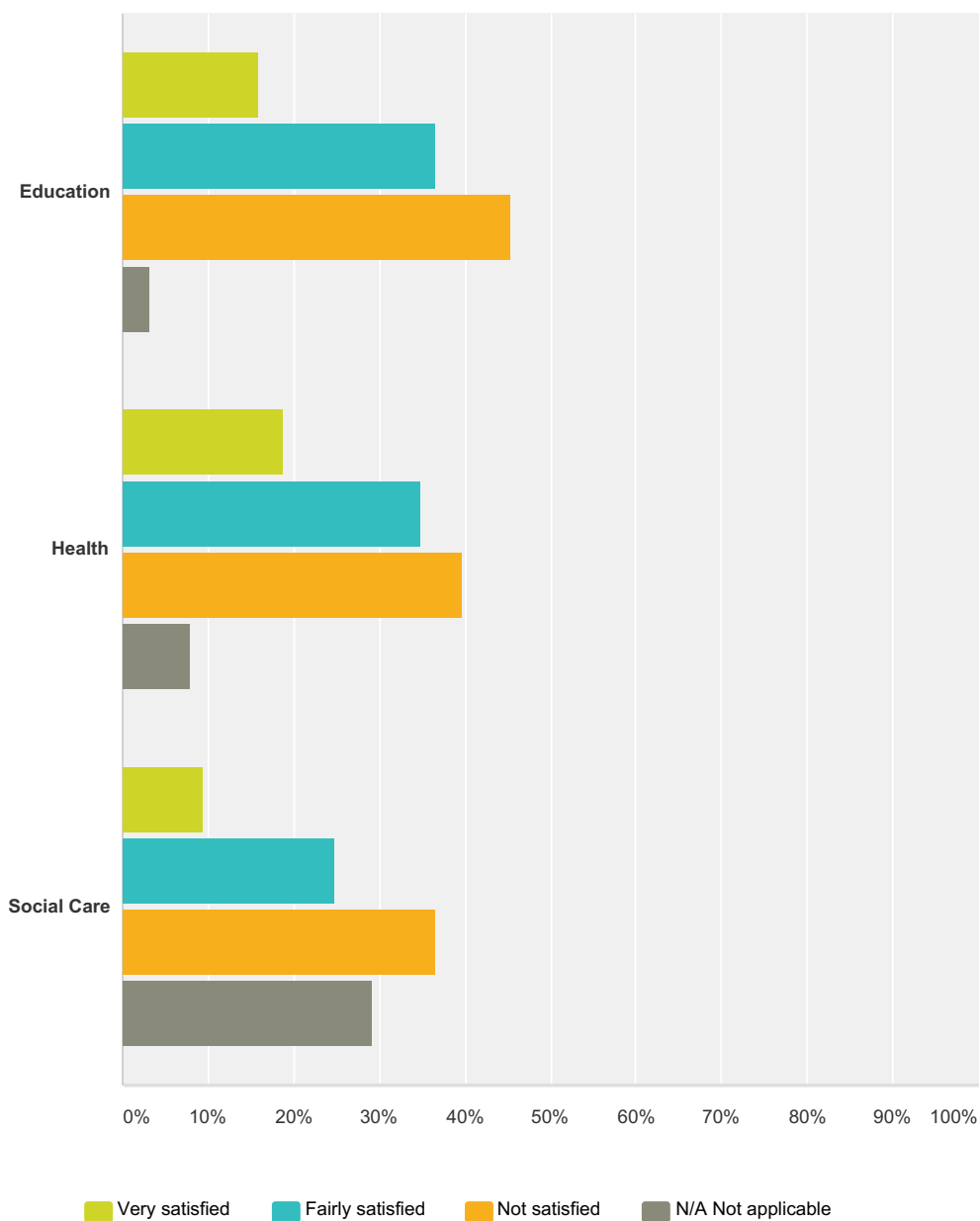
Answered: 253 Skipped: 1



Answer Choices	Responses	Count
Very well	63.24%	160
Quite well	28.06%	71
Satisfactorily	6.32%	16
Not very well	2.37%	6
Total		253

Q10 How satisfied are you with the ongoing monitoring and assessment of your child/young person's needs?

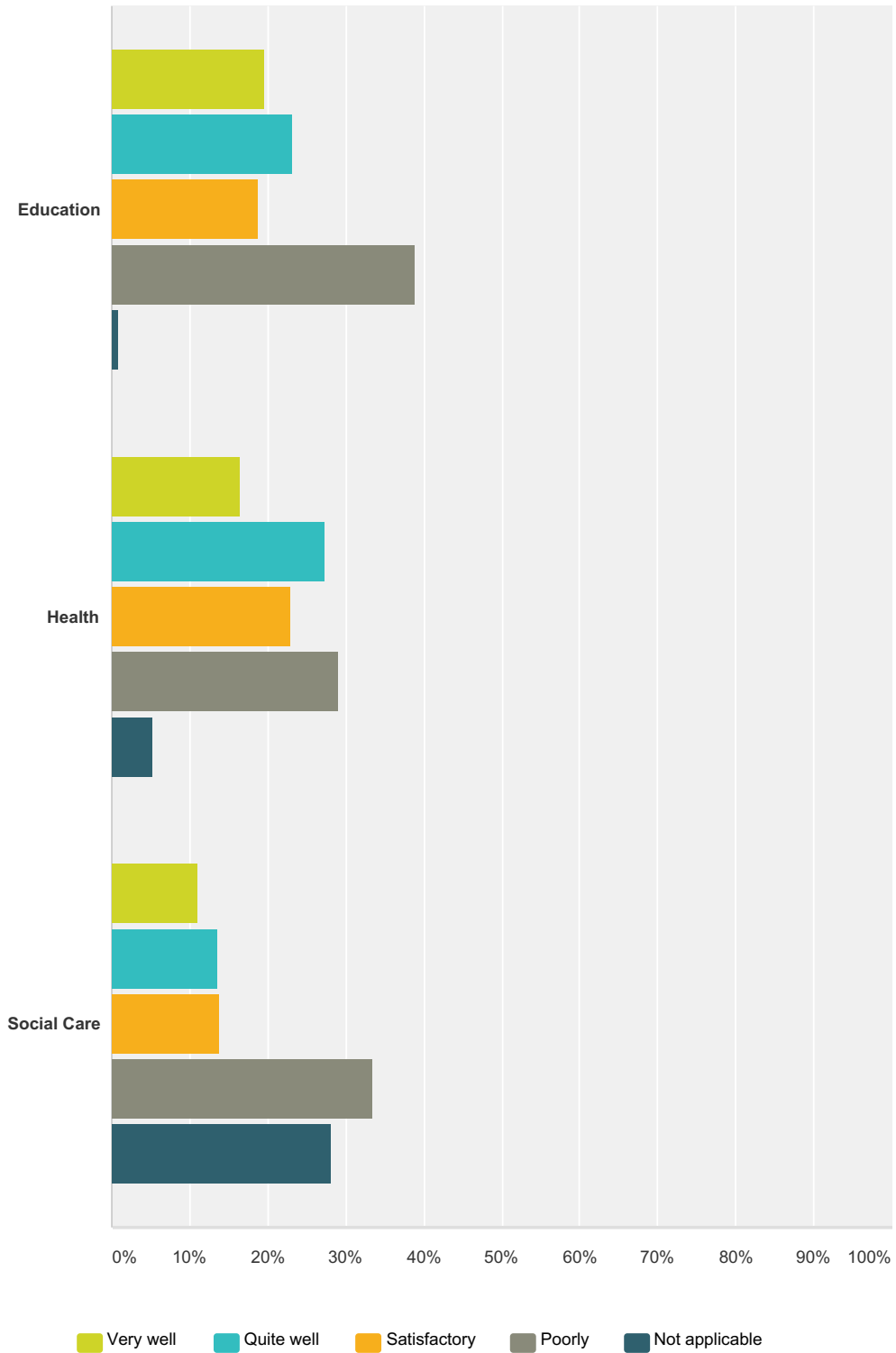
Answered: 253 Skipped: 1



	Very satisfied	Fairly satisfied	Not satisfied	N/A Not applicable	Total Respondents
Education	15.87% 40	36.51% 92	45.24% 114	3.17% 8	252
Health	18.80% 47	34.80% 87	39.60% 99	8.00% 20	250
Social Care	9.35% 23	24.80% 61	36.59% 90	29.27% 72	246

Q11 How well do you think your child/young person's needs are met by the following service areas

Answered: 251 Skipped: 3



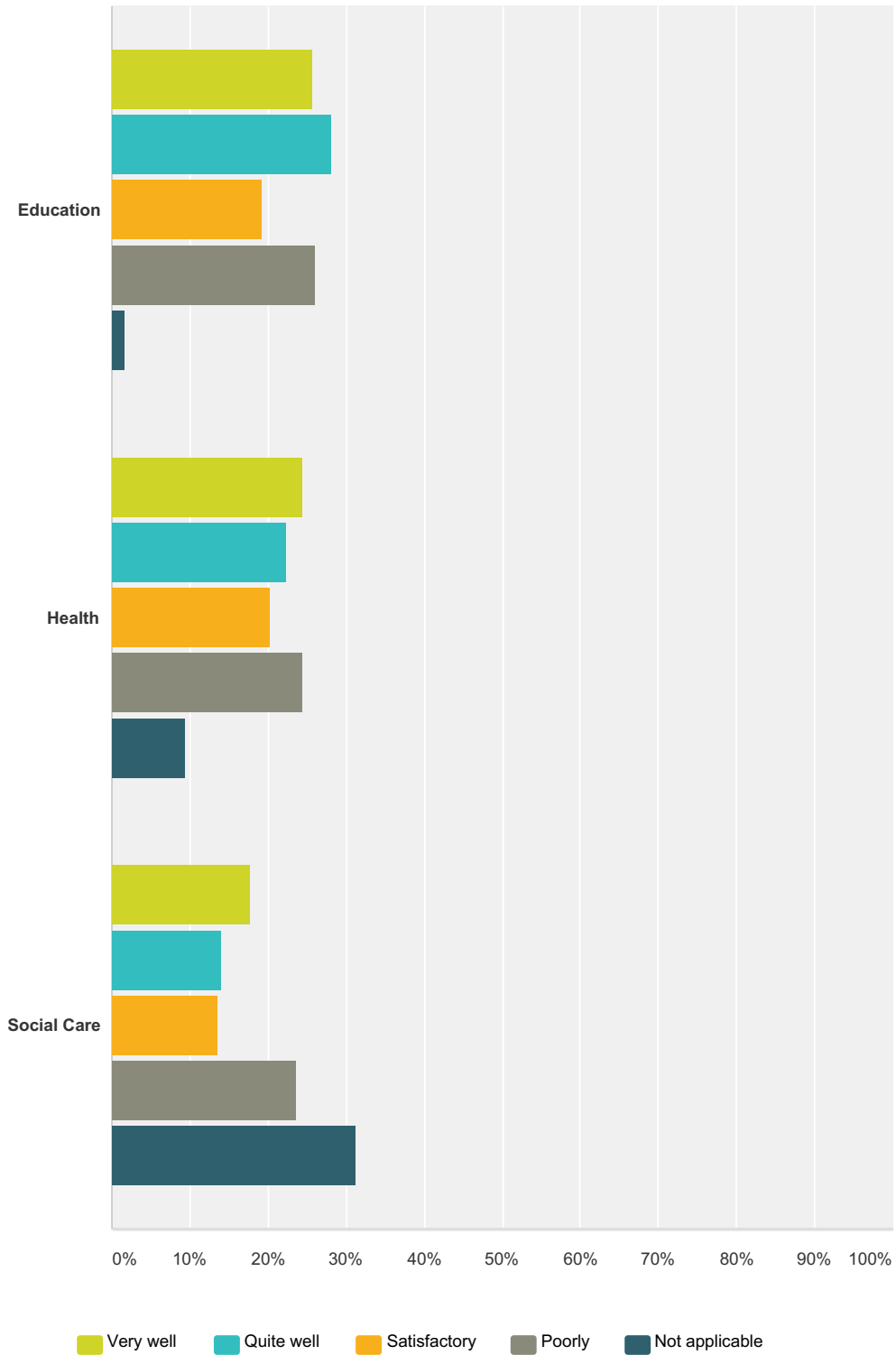
	Very well	Quite well	Satisfactory	Poorly	Not applicable	Total Respondents
Education	19.60% 49	23.20% 58	18.80% 47	38.80% 97	0.80% 2	250
Health	16.47% 41	27.31% 68	22.89% 57	28.92% 72	5.22% 13	249

Suffolk Parent Carer Satisfaction Survey.

Social Care	11.02% 27	13.47% 33	13.88% 34	33.47% 82	28.16% 69	245
-------------	---------------------	---------------------	---------------------	---------------------	---------------------	-----

Q12 As a parent/carer how involved are you in setting targets/outcomes for your child/young person?

Answered: 251 Skipped: 3



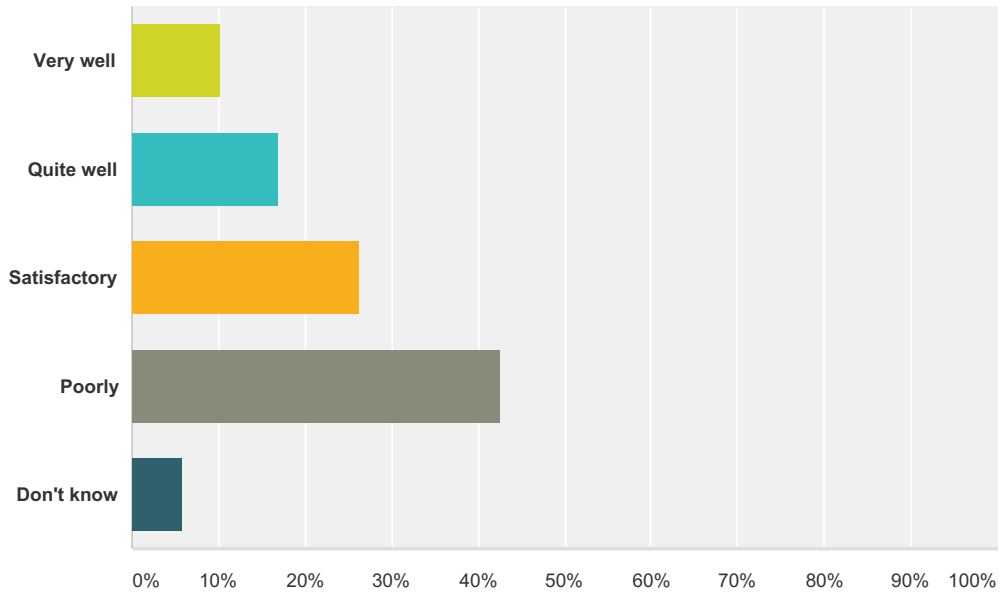
	Very well	Quite well	Satisfactory	Poorly	Not applicable	Total Respondents
Education	25.70% 64	28.11% 70	19.28% 48	26.10% 65	1.61% 4	249
Health	24.39% 60	22.36% 55	20.33% 50	24.39% 60	9.35% 23	246

Suffolk Parent Carer Satisfaction Survey.

Social Care	17.72% 42	13.92% 33	13.50% 32	23.63% 56	31.22% 74	237
-------------	---------------------	---------------------	---------------------	---------------------	---------------------	-----

Q13 How well do services and professionals work together to support your child/young person?

Answered: 254 Skipped: 0

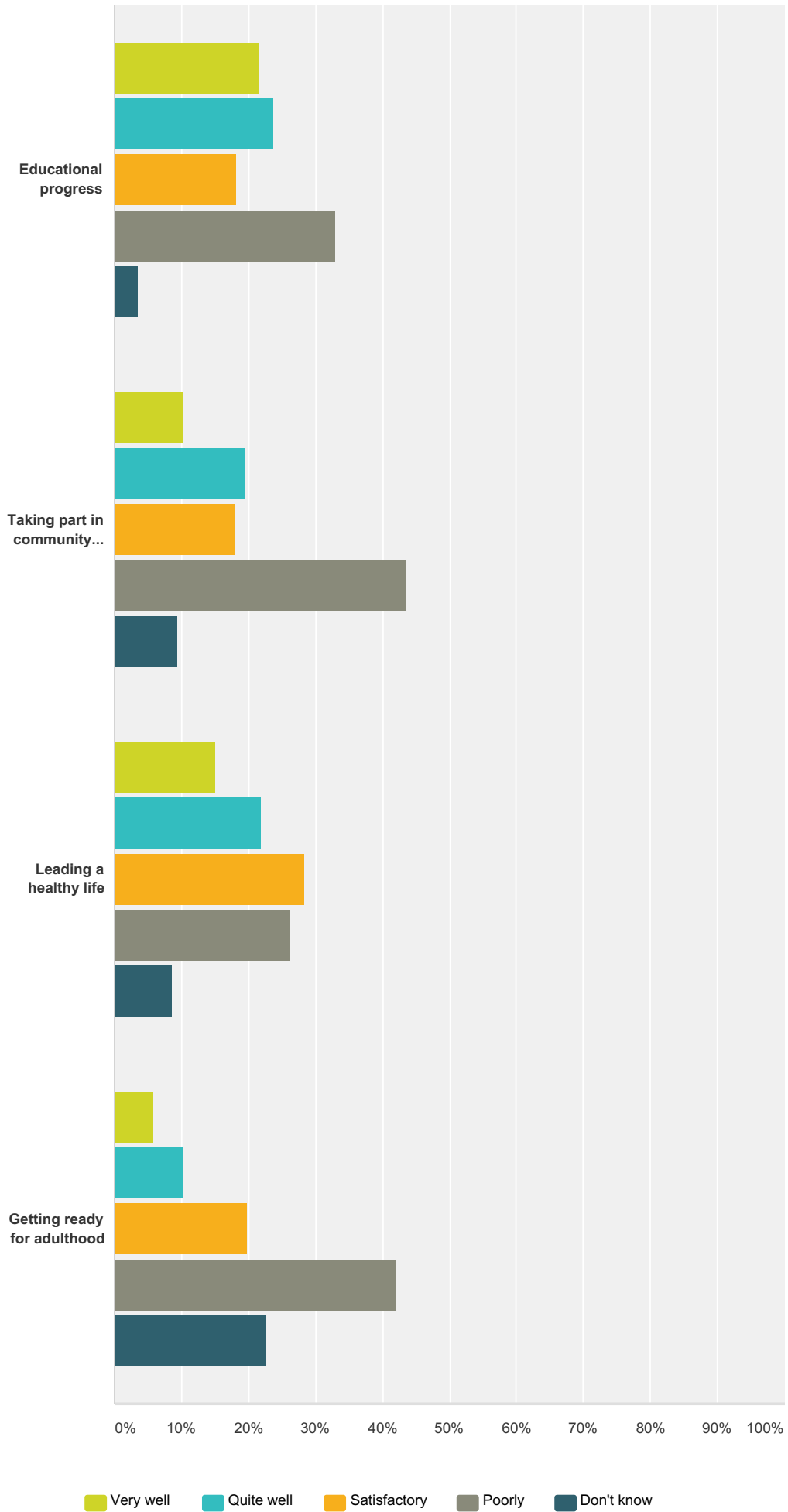


Answer Choices	Responses	Count
Very well	10.24%	26
Quite well	16.93%	43
Satisfactory	26.38%	67
Poorly	42.52%	108
Don't know	5.91%	15
Total Respondents: 254		

Q14 Overall how well do the services your child/young person uses help them to do the best they can in -

Answered: 249 Skipped: 5

Suffolk Parent Carer Satisfaction Survey.

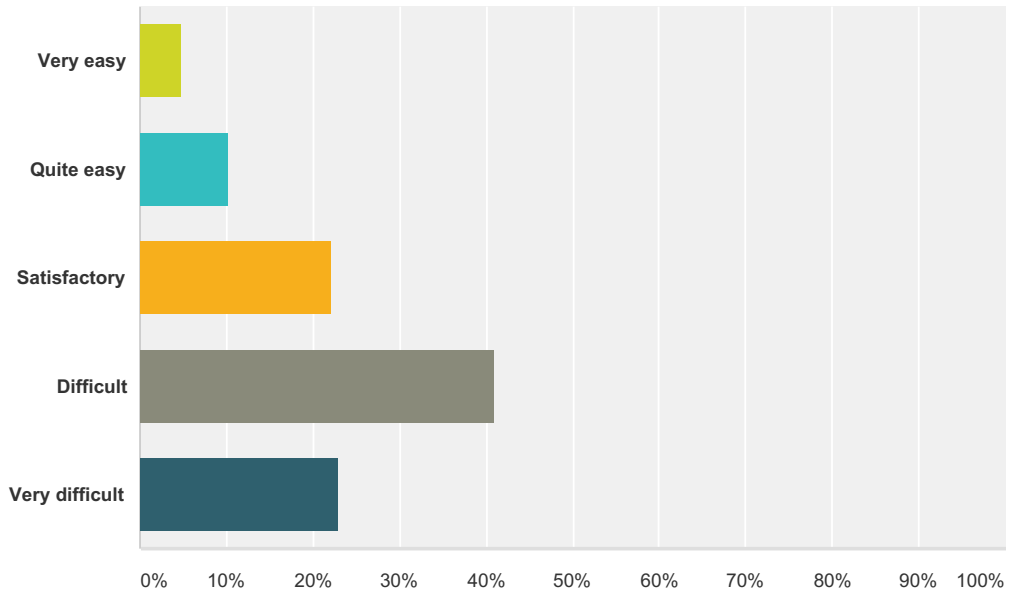


Suffolk Parent Carer Satisfaction Survey.

	Very well	Quite well	Satisfactory	Poorly	Don't know	Total Respondents
Educational progress	21.77% 54	23.79% 59	18.15% 45	33.06% 82	3.63% 9	248
Taking part in community activities	10.20% 25	19.59% 48	17.96% 44	43.67% 107	9.39% 23	245
Leading a healthy life	14.98% 37	21.86% 54	28.34% 70	26.32% 65	8.50% 21	247
Getting ready for adulthood	5.79% 14	10.33% 25	19.83% 48	42.15% 102	22.73% 55	242

Q15 How easy do you find it to get information about what services are available and what they do?

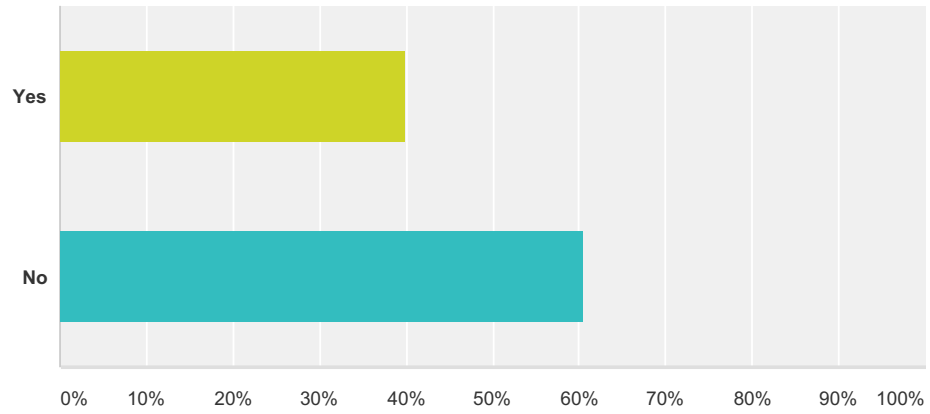
Answered: 252 Skipped: 2



Answer Choices	Responses	
Very easy	4.76%	12
Quite easy	10.32%	26
Satisfactory	22.22%	56
Difficult	40.87%	103
Very difficult	23.02%	58
Total Respondents: 252		

Q16 Have you heard of the 0-25 SEND Local Offer?

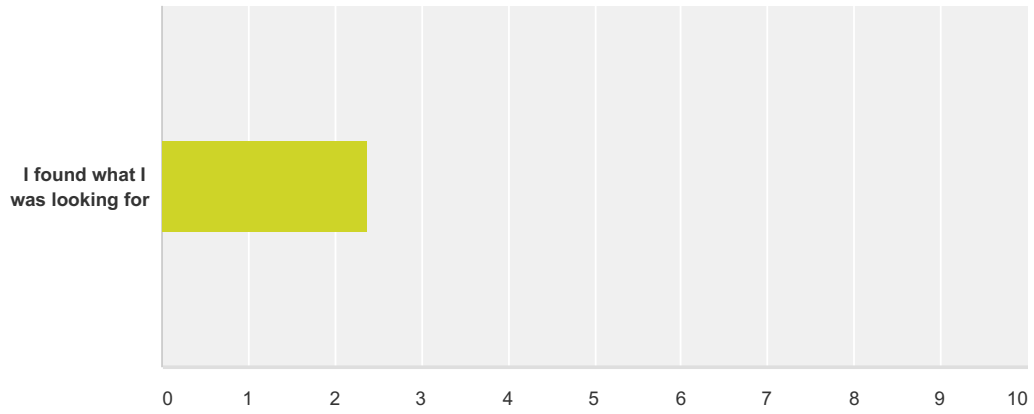
Answered: 253 Skipped: 1



Answer Choices	Responses	
Yes	39.92%	101
No	60.47%	153
Total Respondents: 253		

Q17 If you HAVE used the 0-25 SEND Local Offer how would you rate the following?

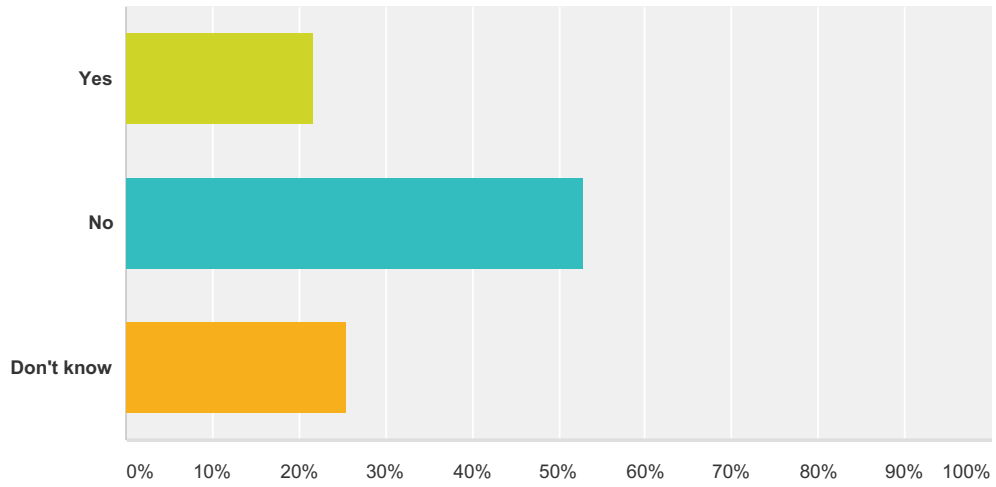
Answered: 74 Skipped: 180



	Easily	After a bit of a search	Couldn't find what I needed	Total	Weighted Average
I found what I was looking for	9.46% 7	41.89% 31	48.65% 36	74	2.39

Q18 Do you feel your child/young person has the opportunity to achieve their best possible outcomes?

Answered: 248 Skipped: 6



Answer Choices	Responses
Yes	21.77% 54
No	52.82% 131
Don't know	25.40% 63
Total	248

Q19 Do you feel there is anything Suffolk County Council could change to make any specific processes easier?

Answered: 158 Skipped: 96

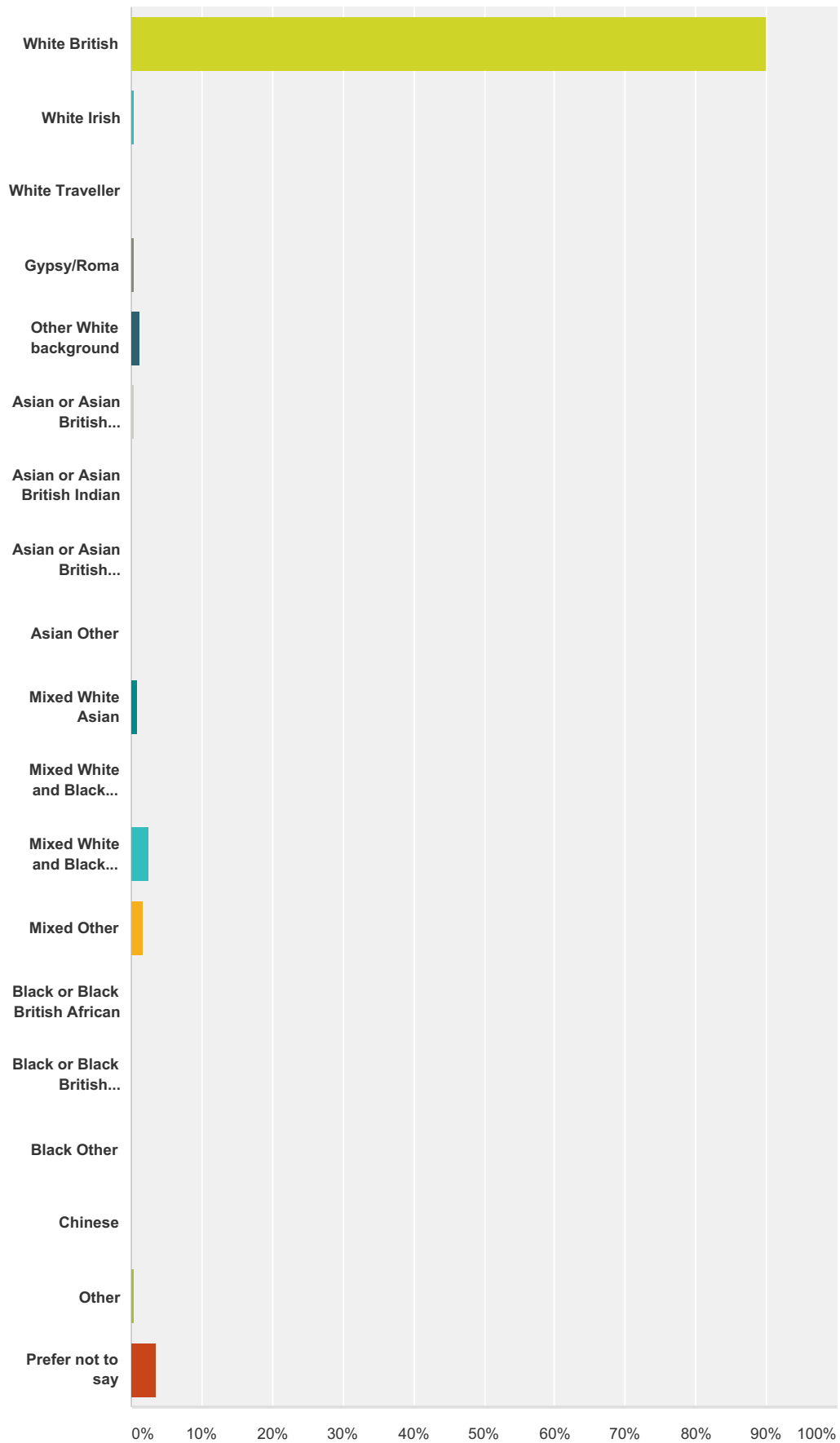
Q20 Is there any piece of advice you could give Parent/Carers who are at the start of their journey?

Answered: 180 Skipped: 74

**Q21 What is the ethnic background of
YOUR CHILD/YOUNG PERSON? (Optional)**

Answered: 247 Skipped: 7

Suffolk Parent Carer Satisfaction Survey.



Answer Choices	Responses
White British	89.88% 222
White Irish	0.40% 1

Suffolk Parent Carer Satisfaction Survey.

White Traveller	0.00%	0
Gypsy/Roma	0.40%	1
Other White background	1.21%	3
Asian or Asian British Bangladeshi	0.40%	1
Asian or Asian British Indian	0.00%	0
Asian or Asian British Pakistani	0.00%	0
Asian Other	0.00%	0
Mixed White Asian	0.81%	2
Mixed White and Black African	0.00%	0
Mixed White and Black Caribbean	2.43%	6
Mixed Other	1.62%	4
Black or Black British African	0.00%	0
Black or Black British Caribbean	0.00%	0
Black Other	0.00%	0
Chinese	0.00%	0
Other	0.40%	1
Prefer not to say	3.64%	9
Total Respondents: 247		